



.....

DATA SHEET:
PS CW612N

.....

HOT FORGING

The logo for HUG, featuring the word "HUG" in a bold, white, sans-serif font, enclosed within a white circular border.

HUG

High copper content alloy for hot forging.

Alloy with excellent hot deformability characteristics. Good workability characteristics for chip removal and good cold plasticity. Recommended where the material is required for high flow smoothness. It is in accordance with the provisions of the 4MS group for materials in contact with drinking water.

NAME OF ALLOY

UNI EN: CW612N - CuZn39Pb2

ASTM: C37700

DIN: 2.0380

BS: CZ120

CHEMICAL COMPOSITION UNI EN 12165 ED.2016

Cu	Pb*	Sn	Fe	Ni*	Al	Si*	Zn	Other elements
min. 59.0	1.6	≤0.3 %	≤0.3 %	≤0.1 %	≤0.05 %	≤0.03 %	difference	≤0.2 %
max. 60.0 %	2.2 %							

*Limitation according 4MS. Elements not listed must be ≤0.02 %.
Group of restriction of the surface in contact with drinking water: B,D.

HEAT TREATMENTS


STRESS RELIEVING





Enables the redistribution of tensions induced by mechanical processing or cold plastic deformation reducing the risk of stress corrosion cracking. The treatment consists of heating the items to 200°C - 250°C for 2 hours and cooling within the furnace. The validation of the stress relieving treatment can be performed with the ISO 6957 test.

OTHER TREATMENTS

No other heat treatments are required.

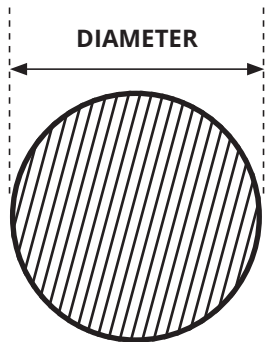
TECHNOLOGICAL PROPERTIES

low  excellent

Structure	α+β	Machinability	
Density	8.4 kg/cm ²	Weldability	
Electrical conductivity	27% IACS	Hot forming	
Coeff. of thermal expansion	20.7 10 ⁻⁶ /K	Cold forming	
Thermal conductivity*	120 W/(m K)	Corrosion resistance**	Not resistant
Specific heat	380 J/(kg K)		
Elasticity module	105 kN/mm ²		
Melting point	880-900 °C		

*at room temperature

**use care to ascertain compatibility with chemical substances



MECHANICAL PROPERTIES UNI EN 12165 ED.2016

Condition of material	Diameter in mm		Hardness HB	
	from	to (included)	min.	max.
M	All		As a product	
H070	8	120	70	170

Any special hardness values must be defined when ordering

Rm N/mm ²	Rp _{0.2} N/mm ²	A%
410-450*	280-350*	25-35*

*The values shown are not regulated and are purely indicative.

DIMENSIONS, TOLERANCES, AND STRAIGHTNESS UNI EN 12165 ED.2016

Nominal diameter (mm)		TOLERANCES		Diameter mm		Length of bar	Tolerance mm
		Class A	Class B				
10	18	+/- 0.25	+/- 0.14	10	30	3.0 - 5.0	+/- 100
18	30	+/- 0.30	+/- 0.17	30	50	3.0 - 5.0	+/- 200
30	50	+/- 0.60	+/- 0.20	50	80	3.0	+/- 300
50	80	+/- 0.70	+/- 0.37				
80	120	+/- 2					

The standard "Extruded calibrated" product is produced in Class B up to and including Ø80 mm
Semi-finished products over Ø45 mm can be supplied in the "pressed" and "rolled" forms with Class A tolerance

Diameter (mm)		Deviation from straightness in mm	
		Every 400 mm	Every m of length L ≥ 1
10	60	1.5	3.0 x L

BAR FINISHING AND PACKAGING

Bar ends	finishing with saw cut and chamfer
Bar surface	not pickled
Packaging	1000 kg bundle - 3/5 metal straps different bundle packagings and quantities are possible upon request
Identification	adhesive label on bundle strap

COMPANY WITH
MANAGEMENT SYSTEM
CERTIFIED BY DNV GL
= ISO 9001 =
= ISO 14001 =
= OHSAS 18001 =



www.almag.it

ALMAG S.p.A. AZIENDA LAVORAZIONI METALLURGICHE E AFFINI GNUTTI
Single-member S.p.A. *A subsidiary of HUG S.p.A.*

25030 Roncadelle (BS) - Via Vittorio Emanuele II n. 39 - Fully paid share capital € 2.000.000
Tel. +39 030 2789511 - Fax +39 030 2789680 (admin.) - Fax +39 030 2789690 (sales)
F.C./VAT and Brescia Chamber of Comm. Reg. No. 03368970988 - R.E.A. No. 528368 - Cert. email almagspa@legalmail.it

